



绍兴金王电气有限公司

SHAOXING JINWANG ELECTRICAL CO., LTD

ADDRESS: West Renmin Road, Xin Jian Zhuang Industrial Park, Shaoxing City, Zhejiang, China.

TEL:0086575-82168899

FAX:0086575-82166045

Http://www.jinwang-insulators.com E-mail: sales@jinwang-insulators.com

Shackle Insulators

Specifications

Shackle Insulators

1. Material: Porcelain
2. OEM and ODM are available



Shackle Insulators

The Shackle insulators for use on LV cables, these insulators are designed to secure cables to cross arms and buildings.

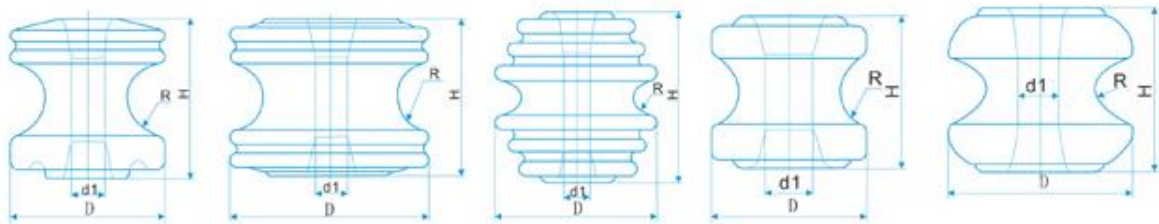


Fig.1

Fig.2

Fig.3

Fig.4

Fig.5

Main Dimensions and standard particulars

Fig No.	图号	1	1	2	1	3	4	4	4	5	5
Type No.	型号	53-1	53-2	53-3	53-4	53-5	R-1	R-2	R-8	1617	1617C
Main Dimension 主要尺寸 mm	H	54	76	81	76	105	54	76	32	65	75
	D	57	80	76	105	102	57	80	57.5	76	89
	d1	17.5	17.5	17.5	17.5	17.5	17	17.5	17.5	17.5	17
	R	11	17.5	11	16	11	12	17.5	9	9	12.5
Tensile Strength 破坏强度	kN	9	13.3	18.0	20.1	27	9	20.1	5.0	9.2	10.2
Flashover Voltage 闪络电压	Dry 干闪 KV	20	25	25	25	35	20	15	20	20	25
	Wet 湿闪 KV	8	12	12	25	18	8	66	9	10	12
	Horizontal水平 KV	10	15	15	15	25	9.2	9	12.5	9	12
Net Weigth 重量	kg	0.22	0.55	0.60	1.0	1.2	0.23	0.60	0.20	0.40	0.60
Applicable Standard 执行标准		ANSI					AS			BS	

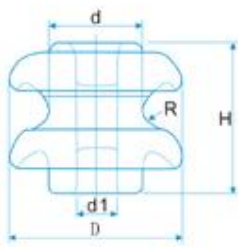


Fig.1

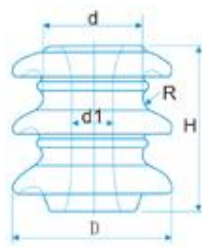


Fig.2

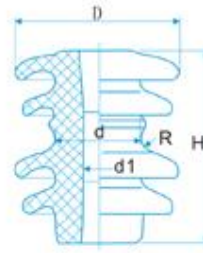


Fig.3

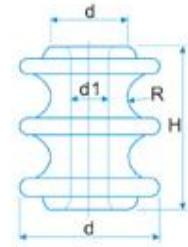


Fig.4

Main Dimensions and standard particulars

Fig No.	图号	1	1	1	1	1	1	2	3	3	4	2	
Type No.	型号	ED-1	ED-2	ED-3	ED-4	ED-2B	ED-2B ₁	ED-2C	E-1	E-2	R-6	S115	
Main Dimension 主要尺寸 mm	H	90	75	65	50	76	76	80	180	150	80	115	
	D	100	80	70	60	89	89	80	150	130	70	115	
	d/d1	50/22	42/20	36/16	30/16	48/21	48/17.5	50/22	70/26	70/26	40/18	72/32	
	R	12	10	8	6	10	10	6	13	12	7	8	
Tensile Strength 抗拉破坏负荷	KN	13.3	10.0	8.9	8.9	11	11	13	20	20	8.9	20	
Flashover Voltage 平均闪络电压	Dry 干	KV	22	18	16	14	25	25	25	45	38	12	35
	Wet 湿	KV	10	9	7	6	12	12	15	27	23	15	21
Net Weigth 重量	kg	0.75	0.40	0.25	0.14	0.5	0.5	0.5	2.8	1.80	0.4	1.50	
Applicable Standard 执行标准		BS			AS		DIN						



Fig.1

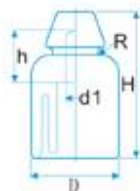


Fig.2

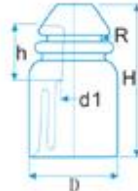


Fig.3

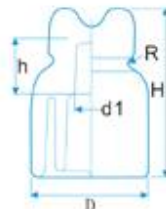


Fig.4

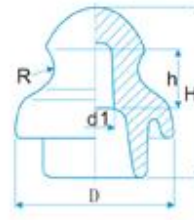


Fig.5

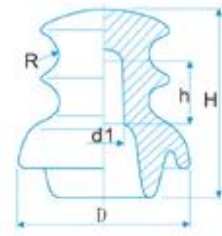


Fig.6

Main Dimensions and standard particulars

Fig No.	图号	2	2	1	3	3	4	4	4	5	5	6
Type No.	型号	No.1	No.2	No.3	No.7	No.8	RM1	RM2	RM3	N-80	N-95	N95-2
Main Dimension 主要尺寸 mm	H	119	102	51	119	102	140	100	80	85	97	100
	h	35	35	32	35	35	50	32	30	31	38	38
	D	76	60	54	76	60	86	70	60	80	95	95
	R	4.8	3.2	4.8	4.8	3.2	4	3.5	3	7.5	14	10
	d1	15.9	15.9	12.7	15.9	15.9	21	17	11.5	21	24	24
Creepage Distance 爬电距离	mm	298	219	57	260	210	298	215	150	120	140	145
Resistance 绝缘电阻	k/MΩ	45	40	18	45	40	50	40	20	20	40	40
Net Weigth 重量	kg	0.65	0.35	0.23	0.65	0.36	1.0	0.3	0.3	0.35	0.55	0.60
Pin(Hook) Type No. 适配钢脚型号		IM379/4	IM379/5	IM-309B	IM379/4	IM379/5	H150	H150	H100	BEBO	SBE95	SBE95
Applicable Standard 执行标准		BS					DIN					

For more, please feel free to email us at sales@jinwang-insulators.com, we can meet your demand with best quality and reasonable price. Thank you for your interest in our products.